


KIDS ARE KEY TO ARBOR DAY



TEXAS A&M
FOREST SERVICE

Learn about
ARBOR DAY
with your
ARBOR DAY
FRIENDS




TREETOP TWEETY



WISE MR. OWL



FIREPROOF FOX




ROCKY RABBIT



BRUSHY^{the} SQUIRREL

Arbor Day celebrates
planting and caring for trees

We enjoy all the ways
trees improve our lives
and help our environment



The story of **ARBOR DAY**

Historians trace Arbor Day's origins back to the fifth century when villagers in Switzerland gathered to plant groves of oak trees.

The planting event was turned into a festival and children were given treats as a reward for their help planting trees.

Arbor Day began in the United States in 1872 when J. Sterling Morton helped pass the nation's first Arbor Day resolution through the Nebraska state legislature.

In Texas, Arbor Day started in 1889 when W. Goodrich Jones led a tree planting campaign along the streets of Temple.

One year later, the first Texas State Arbor Day celebration was held at the capitol in Austin.

Today, you can celebrate Arbor Day any time, but the official Texas State Arbor Day is celebrated on the first Friday in November in a different Texas city each year.




The forest is all around us

A forest is a group of trees, plants and animals



We call a city or town "urban"
So a forest inside a city or town
is called an urban forest.

Circle the pictures of the trees, plants and animals
that make up the urban forest.



CAN YOU FIND THE FOREST IN THE CITY?

H I G H W A Y S R T U K
I E R J B Y Q W L G S W
C W A P O P A R K M C C
O E C T E A N I D B H B
N E K M N L C S W U O H
C O N S T R U C T I O N
R P F C R A H D R L L O
E T D P E C N E U D T I
T W L I E U U J C I G S
E C T R S O I F K N B E
H D A N I M P T S G O Y
L I B R A R Y L T S I H
G H S Y S T I O E A S E
R O S T R E E T S B D S

BUILDING
CARS
CONCRETE
CONSTRUCTION
HEAT
HIGHWAYS
LIBRARY

NOISE
PARK
PEOPLE
SCHOOL
STREETS
TREES
TRUCKS



What activities can I do in the urban forest?

play



sports

read a



book

take a



picture

catch



butterflies

ride my



bike

take a



hike

plant a



tree

hang a



birdhouse

have a



picnic


Draw a picture of your favorite activity to do in the urban forest



Put a check on the activities you have done.



Circle the activities you would like to do.



Where is the green space?

Help Wise Mr. Owl find his way through the city to the green space

Inside a city, among the buildings, cars and roads, there is a space filled with living things like trees, plants and animals. It is called a green space.

START!



Exploring green spaces helps us value our trees and forests.



Green spaces help people feel happy and safe.



Green space can help keep our air and water clean and healthy.



Learning about forests helps us see the goods and services they provide.






You did it!



Urban forests can be different in each city


Can you spot 5 differences in the urban trees below?



Counting on our urban trees

A tree map helps us see the urban forest in a city or town.

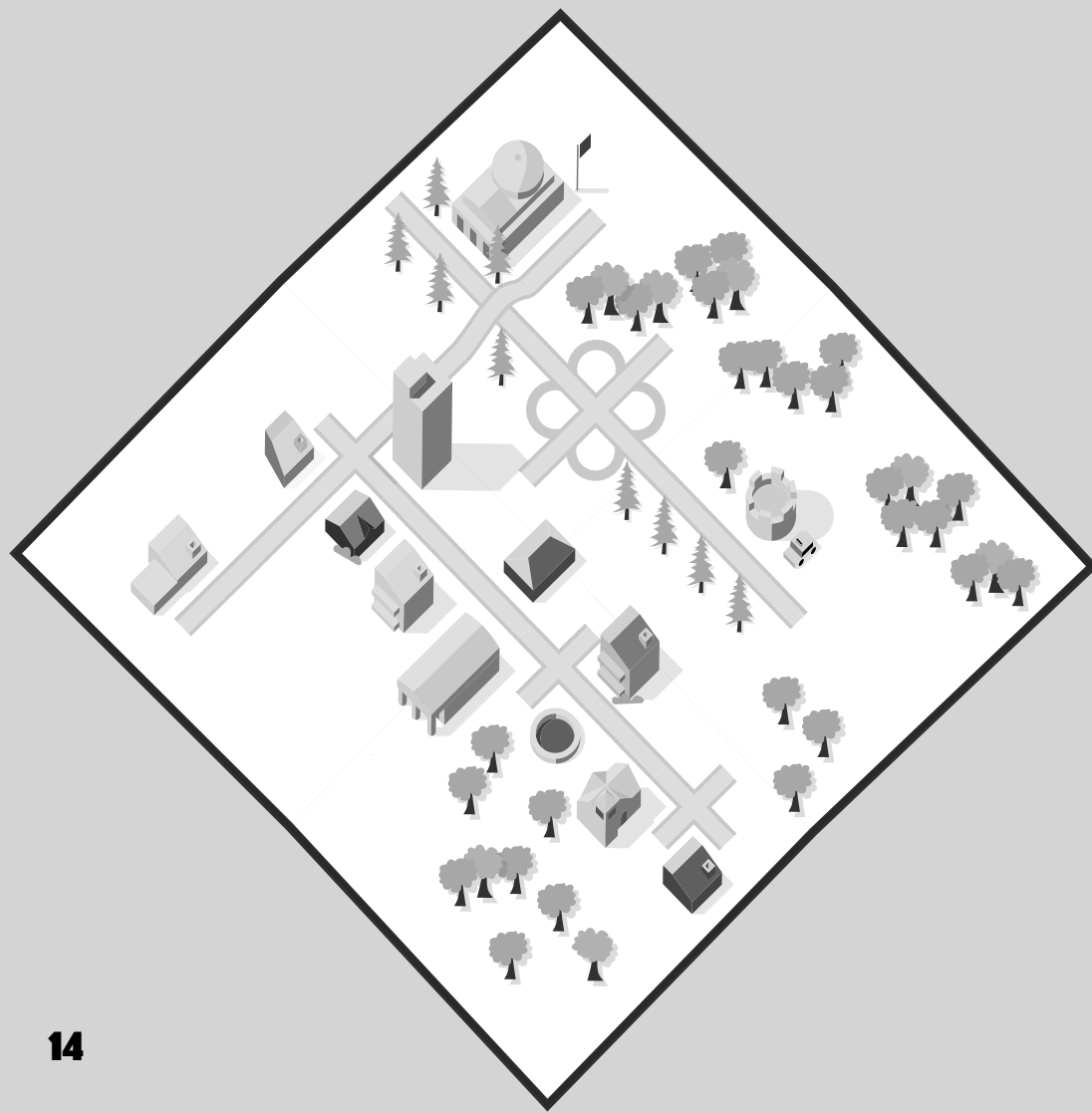
How many of each tree are there?



Some trees grow naturally on their own.

Some trees are planted on purpose by people.



Circle the trees that look like they were planted on purpose.



Let's keep counting!

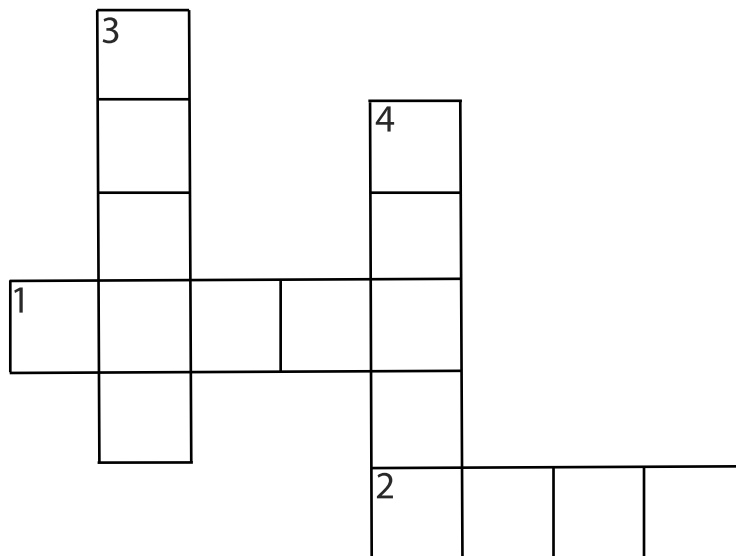
Count how many there are of each Arbor Day Friend.

Find and circle the bug, bus, house, bicycle and trees.



Did you know that trees improve our lives in many ways?

Being around trees can help us relax and slow down our heart beats. Trees make shade that can protect our skin from too much sunlight. Trees help filter the air we breathe, keeping our lungs healthy. Playing outside around trees makes our brain more focused and helps us learn better in school.



Use the clues below to fill in the blanks and reveal ways that trees care for our health.

Across

1. You use your _____ to think.
2. Your _____ covers all your bones and muscles.

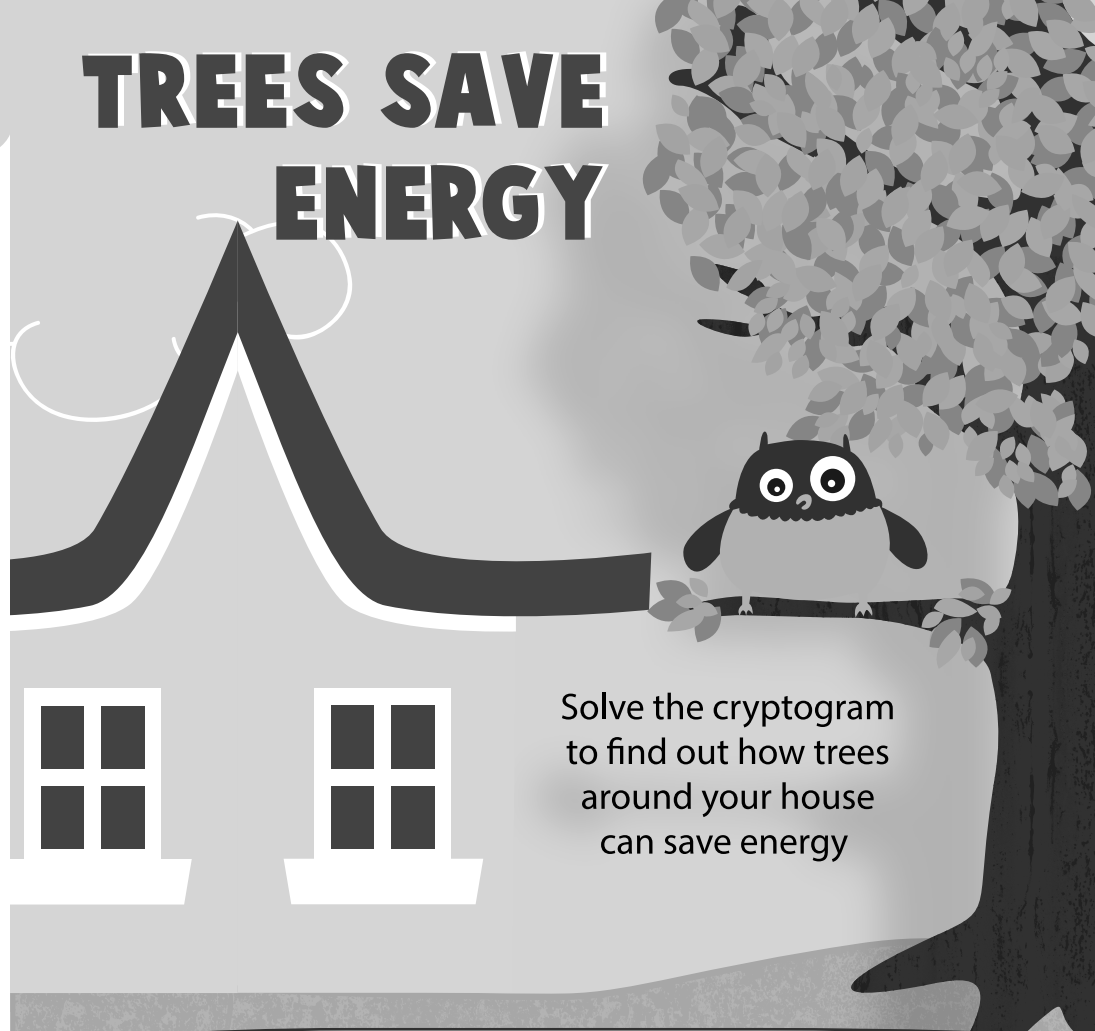
Down

3. You use your _____ to pump blood.
4. You use your _____ to breathe.

#TreesCare



TREES SAVE ENERGY



Solve the cryptogram to find out how trees around your house can save energy

A	B	C	D	E	F	G	H	I	J	K	L	M
1	2	3	4	5	6	7	8	9	10	11	12	13

N	O	P	Q	R	S	T	U	V	W	X	Y	Z
14	15	16	17	18	19	20	21	22	23	24	25	26

13 1 11 5 19 8 1 4 5 9 14 19 21 13 13 5 18

2 12 15 3 11 23 9 14 4 9 14 23 9 14 20 5 18

Home is where the tree is


Urban forests are terrific places for wildlife to live.

Some of our animal friends are birds, snakes, foxes, deer and rabbits.



They love the green spaces and trees in our community.

Here, they find food, water, shelter and space to grow.


Draw an animal eating.



Draw an animal drinking.



Draw an animal in its home.



So you want to plant a tree?

First you need to choose the right tree and find the right place to plant it.

Choose

Choose a type of tree that is proven to survive the temperatures outside and the type of soil in your area.

Plant

Plant your tree away from overhead and underground utility lines.

The larger the tree will be when it grows up, the farther away from your home you should plant it.

Here's a rhyme to help you remember Right Tree, Right Place

Right tree Right place
for height and space,
Good soil and degrees
help growing trees!



How to plant a tree



Number the pictures in the order of the proper tree planting steps

1. Dig a hole 3 times the size of the tree container and only as deep as the root ball on the tree. Set the soil aside for later.



2. Gently break up the root ball to loosen the roots of the tree.

3. Place the tree in the hole. Make sure the top of the root ball is even with the ground's surface.

4. Fill in the hole around the root ball with the soil you set aside.

5. Add mulch around the tree creating a small berm. The mulch should be at least 2 inches away from the tree trunk to avoid root rot.

6. Add water inside the berm to settle the soil around the tree's root ball.



Who takes care of the urban forest?

The urban forest is everywhere. There are trees in neighbors' yards, along city streets and on city property. Since there is no single owner of the forest that means it is everyone's responsibility to take care of the trees.

City officials like the mayor, council members, planners, managers, arborists, foresters and gardeners work together with citizens, students and civic groups to care for and protect the urban forest.

Unscramble each of the clue words.

Copy the letters in the numbered boxes into the boxes on the answer line with the same numbers.

MAORY

						7
--	--	--	--	--	--	---

CUOCILN

--	--	--	--	--	--	--	--

FTREESRO

					8				3
--	--	--	--	--	---	--	--	--	---

NAELRNP

1							
---	--	--	--	--	--	--	--

BEIROGNH

5								
---	--	--	--	--	--	--	--	--

BORTASRI

2								
---	--	--	--	--	--	--	--	--

TSDEUTN

							4
--	--	--	--	--	--	--	---

NERDGRAE

					6			
--	--	--	--	--	---	--	--	--


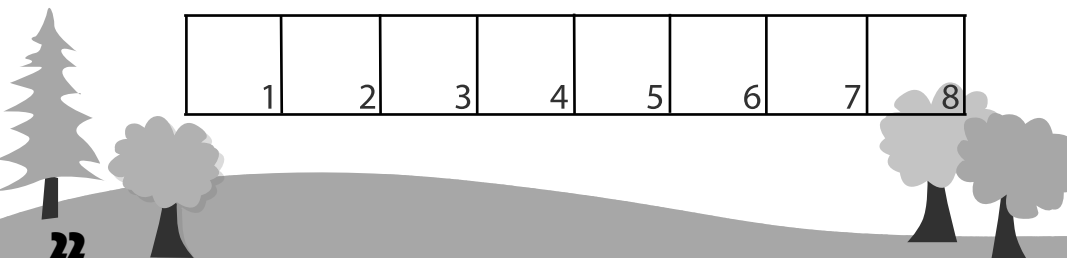
1	2	3	4	5	6	7	8
---	---	---	---	---	---	---	---




Now that you have learned about the urban forest in a book, go outside and experience the urban forest around your home and school.

There is a lot more information on the urban forest, Arbor Day and other community resources at <http://tfsweb.tamu.edu>.

You can always contact your local urban forestry resources in your city such as the city planner, forester, arborist, city council, mayor and Master Naturalists.





Arbor Day is a celebration of trees and the perfect day to plant one.
Discover the urban forest in your own city or town.
Learn about all the benefits trees provide in communities
and how people can help care for them.

A PUBLICATION OF:

